

18,2%



NATURAL
REFRIGERANT
R290

Key Features

The IM-130NE-HC(-23) is a modular cube ice maker, which utilises Natural Refrigerant R290.

- Energy efficient, with savings of 18,2% compared to HFC equivalent model.*
- ✓ Member of the Emerald Class, Hoshizaki's range of climate friendly ice makers.
- ✓ Can produce up to 125 kg of cube ice per 24 hours respectively (AT.10°C.WT.10°C).
- ✓ Unique ice making system that has an automatic rinse cycle. After every new batch of ice, the water reservoir drains and refills with fresh water. System comes with a magnetic water pump that has no direct coupling, which prevents any leakage.
- ✓ Closed water circuit offers the ultimate contamination protection, by reducing the number of points at which impurities can enter the ice making process.
- ✓ Electronically controlled to ensure an optimised ice making process under varying circumstances without the need for physical adjustments. Quality of ice is always consistent.
- ✓ Easily cleanable air filter allows end-users to carry out routine cleaning schedules. Extends product life expectancy and reduces the frequency and costs of maintenance call-outs.
- ✓ Stainless steel exterior with integrated door handles provides a hygienic and high quality finish.

* Based on Internal comparative study. Please contact your local sales branch to find out more.



IM-130NE-HC-23
Ice: Cube (M)
Size: 28 x 28 x 23mm

IM-130NE-HC
Ice: Cube (L)
Size: 28 x 28 x 32mm

Available Models

Model	Air Cooled	Water Cooled
IM-130NE-HC	✓	
IM-130NE-HC-23	✓	

Bins

Model	Type of Bin	Max. Bin Capacity approx.
IM-130NE-HC	Self Contained	50kg
IM-130NE-HC-23		

Production

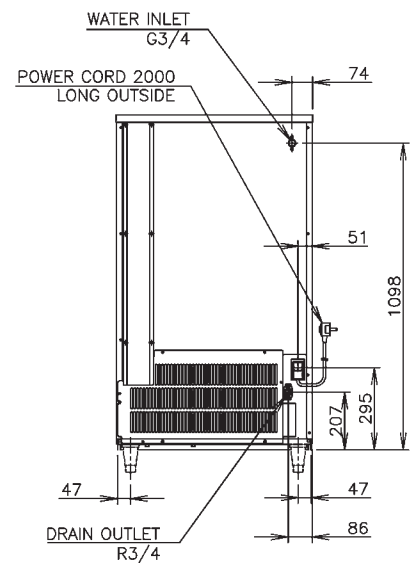
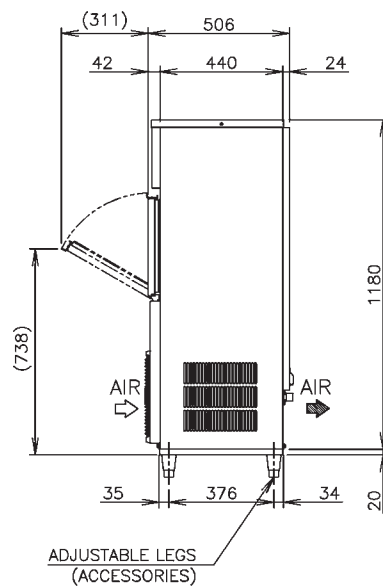
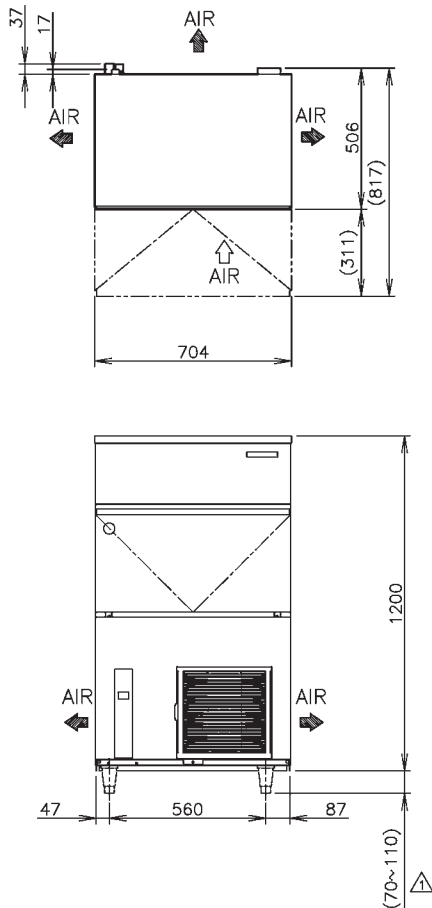
Model	Ice Production per 24h approx.	Temperature	Ice Production per Cycle approx.	Water Consumption per 24h approx.
IM-130NE-HC	125kg	AT.10°C, WT.10°C	1.8kg/80 pcs	0,52m ³
	112kg	AT.21°C, WT.15°C		0,26m ³
	96kg	AT.32°C, WT.21°C		0,22m ³
IM-130NE-HC-23	100kg	AT.10°C, WT.10°C	1.3kg/80 pcs	0,64m ³
	90kg	AT.21°C, WT.15°C		0,29m ³
	76kg	AT.32°C, WT.21°C		0,25m ³

For more information visit our website at www.hoshizaki-europe.com

Hoshizaki Europe B.V. retains the right to change products and their specifications without prior notice.



➔ CAD drawings available on our website



Specifications

Dimensions W x D x H (mm)	704mm x 506mm x 1200mm
AC Supply Voltage	1/220-240V 50Hz
Electric Consumption (AT:32°C, WT:21°C)	615W
Heat Rejection (AT:32°C, WT:21°C)	1450W
Refrigerant Charge	R290/100g
Isolation	Polyurethane
Weight Gross / Net	85 kg / 76 kg

Operation Requirements

Ambient Temperature	1 - 40°C
Water Supply Temperature	5 - 35°C
Water Supply Pressure	0,7-8bar (0,07-0,8MPa)
Voltage Range	Rated Voltage ± 6%

Accessories

Scoop
Leg
Installation Kit